EasyUpdate Firmware Updater

9/6/2013

Change Log

Version	Change
3/06/2012	Initial release
9/06/2013	Update version support matrix

2013 LENOVO. ALL RIGHTS RESERVED

Firmware Updater Overview

- Server updates can be obtained and applied two ways:
  - Individually by downloading only the desired update from support.lenovo.com
  - Universally by using Firmware Updater
- Firmware Updater automatically detects current firmware versions and installs updates:
  - System on-board firmware (BIOS / UEFI, TMM)
  - ThinkServer RAID adapters
  - Overwrite with same version or older version is supported
- Updates are packed together into a standalone bootable ISO file
- ISO images are updated and released regularly New system family release
  - Once-a-quarter to roll-up new firmware packages
  - Individual device update packages on web site may be newer
- Not designed to provide automated device driver updates, or firmware updates in an online fashion running in the server's native OS

2013 LENOVO. ALL RIGHTS RESERVED

Firmware Updater Update Methodology

- Download update media ISO file from Lenovo's support web site
- Burns the ISO image to CD or DVD
- Places the media in the server's CD/DVD drive, and boot the server to it

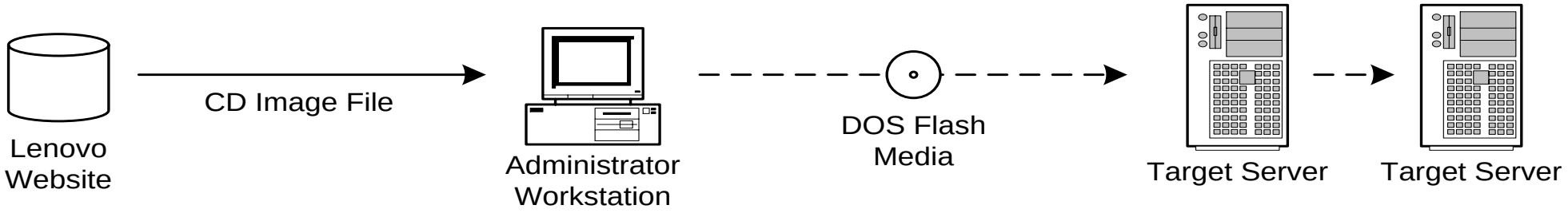

- CD boots and the master application automatically starts
- The user selects the devices to update from the list presented
- Firmware Updater updates the server firmware and [presents the results
- Mounting ISO file using TMM remote KVM is not recommended – updating TMM firmware will break the remote connection

2013 LENOVO. ALL RIGHTS RESERVED

Offering Definition

- Availability
  - Download from Lenovo.com
- No license fee / No activation required
- Supported Languages
  - English, Chinese

2013 LENOVO. ALL RIGHTS RESERVED

Version Support Matrix

System	Firmware Updater Version	Support USB CD-ROM	Device Support
TS130	1.6	No	BIOS, RDX
TS430	1.6	No	BIOS, TMM (BMC, SDR, FRU), TS RAID 500, RDX
RD530	1.7	Yes	BIOS, TMM, TS RAID 500, TS RAID 700
RD630	1.7	Yes	BIOS, TMM, TS RAID 500, TS RAID 700
TD330	1.7	Yes	BIOS, TMM, TS RAID 500, TS RAID 700, RDX
RD330	1.7	Yes	BIOS, TMM, TS RAID 500, TS RAID 700
RD430	1.7	Yes	BIOS, TMM, TS RAID 500, TS RAID 700, RDX
TS140 / TS440	1.8.x	Yes	BIOS, RAID 500 & RAID 700–TS440
RD540 / RD640	1.8.x	Yes	BIOS, TMM, RAID 500 & RAID 700, SAS Expander-RD640
RD340 / RD440	1.8.x	Yes	BIOS, TMM, RAID 500 & RAID 700, SAS Expander-RD440

2013 LENOVO. ALL RIGHTS RESERVED

Firmware Updater Version 1.6 & Up

2013 LENOVO. ALL RIGHTS RESERVED

Welcome screen

- The application loads without requirements for user log-in, or other user interactions
- Welcome screen provides introduction to the capabilities of the tool
- Press “Next” to enter Packages list screen

2013 LENOVO. ALL RIGHTS RESERVED

Escape to Linux Shell

- Advanced users may want to flash individual packages manually, or use the utilities included with Firmware Updater to query the system configuration or test the hardware
- To exit the application and enter a Linux command line shell
  - Press “Exit”
  - Press “Quit” to enter Linux shell

2013 LENOVO. ALL RIGHTS RESERVED

System Not Supported

- If an incorrect version of Firmware Updater is used on a system, or Firmware Updater does not recognize the system, it will show “No firmware update is available for your server”

2013 LENOVO. ALL RIGHTS RESERVED

Firmware updates list

- A list of applicable firmware updates is displayed
  - The application scans the system and detects all firmware-updatable devices present in the system.
  - The application compares the list of updateable devices with the updates available on the media, and presents the filtered list to the customer.
- All applicable updates are selected by default, but the user may deselect any of the update items displayed
- Firmware updates will proceed once the user approves the selections

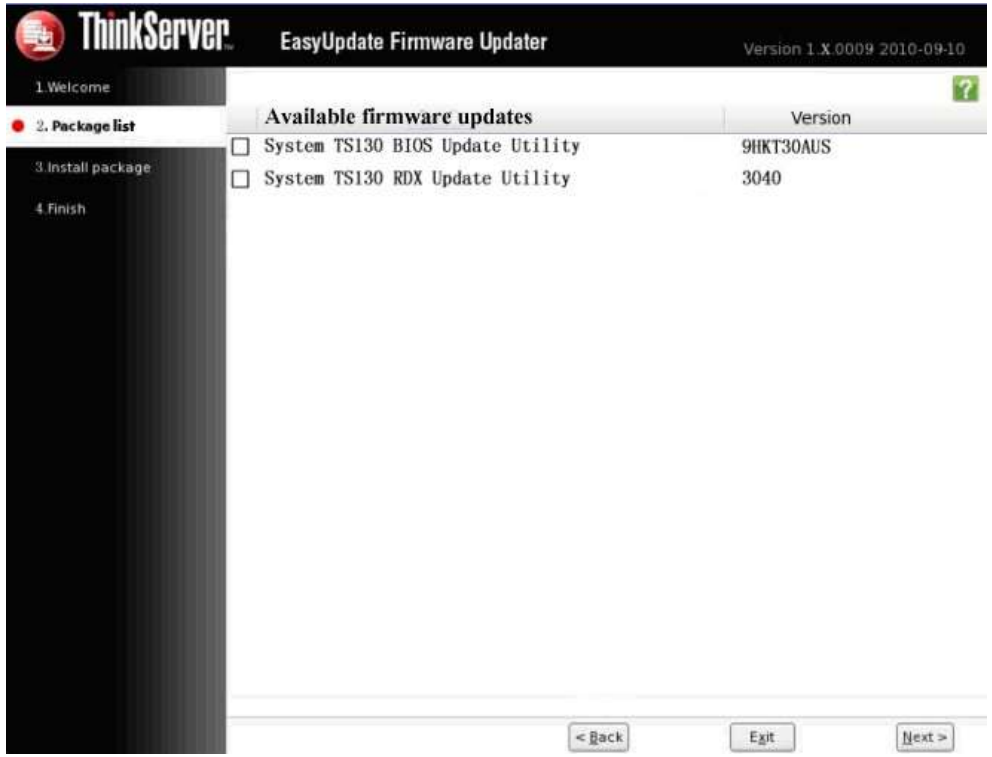

2013 LENOVO. ALL RIGHTS RESERVED

Same or down-level updates

- Firmware Updater can be used to reinstall or apply a previous version of an update
- User confirmation of either of these actions will be required

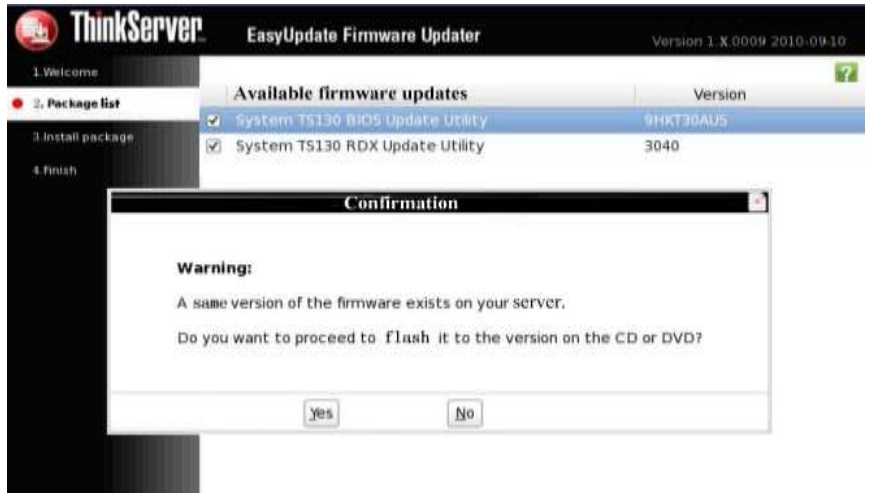

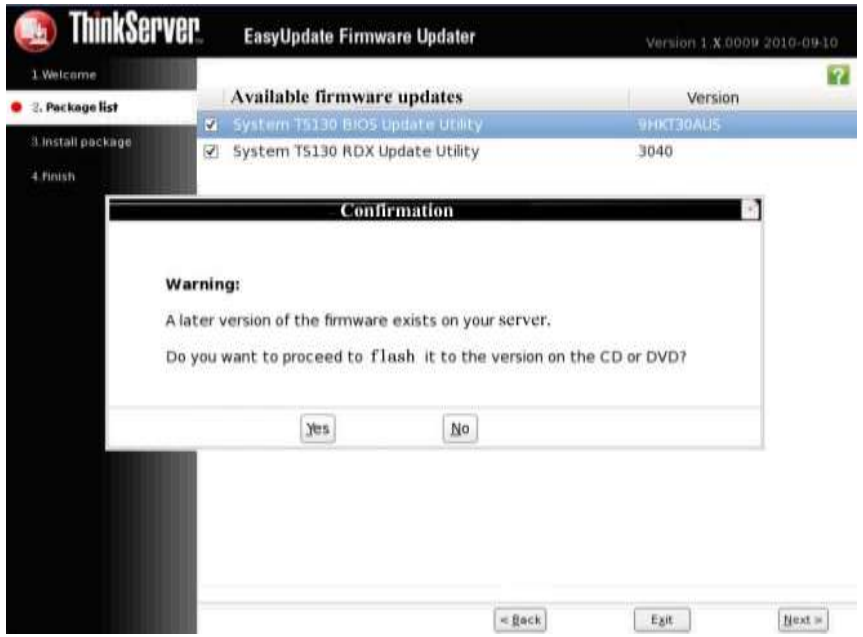

2013 LENOVO. ALL RIGHTS RESERVED

Install package screen

- Firmware updates are executed one after another, until all updates have been applied
- As firmware packages are applied, progress of each update can be monitored
- Individual updates may require a system reboot

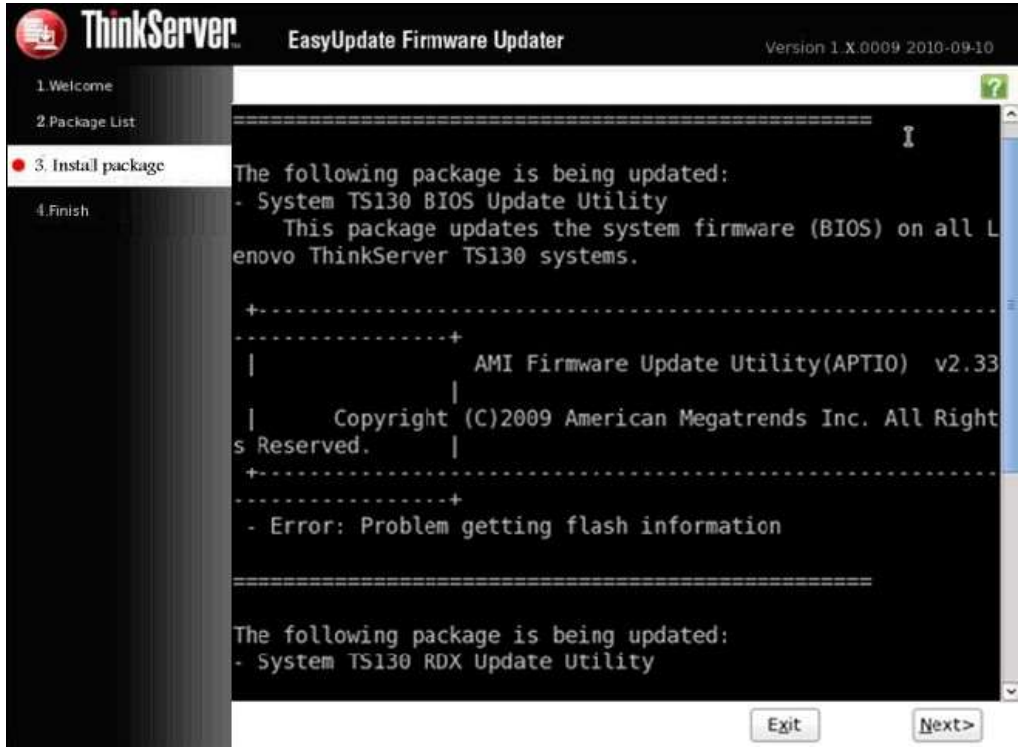

2013 LENOVO. ALL RIGHTS RESERVED

Results panel

- At the completion of the update process, results are displayed
  - Succeeded – update was applied successfully
  - Failed – update failed
  - No Update Action – update was not selected initially
  - Not applicable – hardware was not available

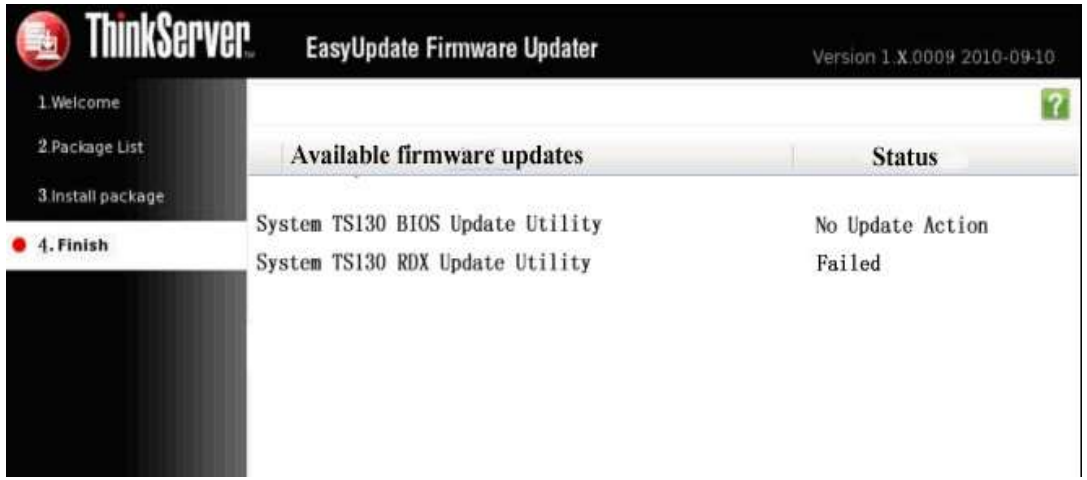

2013 LENOVO. ALL RIGHTS RESERVED

THANK YOU GRAZIE MERCI DANKE GRAZIAS 謝謝 СПАСИБО
GRACIAS OBRIGADO ありがとう DANK TAKK BEDANKT DAKUJEM

2013 LENOVO. ALL RIGHTS RESERVED

FW Updater Competitive Products

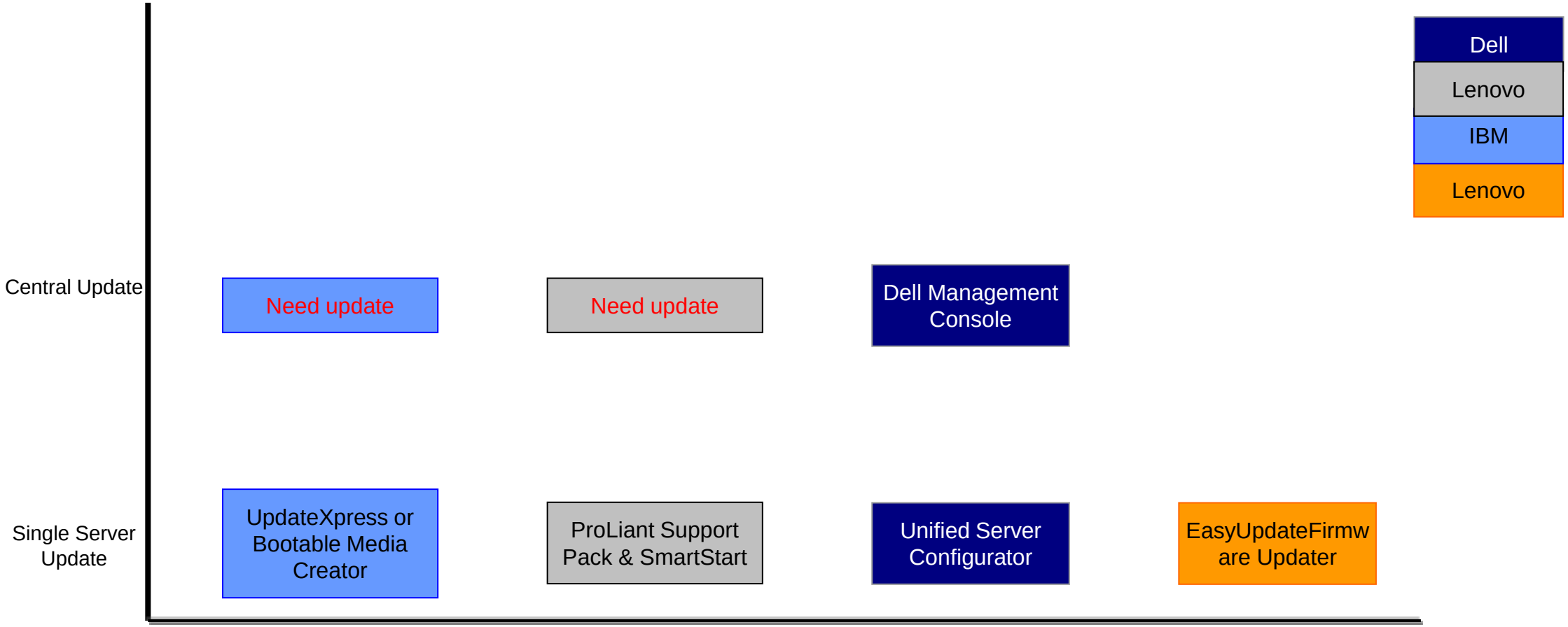

2013 LENOVO. ALL RIGHTS RESERVED